

June Newsletter

Dates for you Diary

Tuesday 11th July - Meet your child's new teacher – after school

Wednesday 12th July - Parent Consultations (drop-in) after school until 5pm

Wednesday 12th July—In school Transition Day, Y2 to Riverside for the morning and to have lunch.

Friday 14th July - Great News Assembly

Wednesday 19th July - Y2 leavers Assembly

Friday 21st July - School Closes for Summer

Monday 4th September—INSET Day, school is closed to pupils

Tuesday 5th September—INSET Day, school is closed to pupils

Wednesday 6th September—School Reopens for the Autumn Term

We are a Nut Free School

(including peanuts)

To protect children who have allergies to nuts while also helping them as they grow to take responsibility for what foods they can safely eat and to be aware of what foods may put them at risk. We do not allow nuts or nut products in school lunch boxes. This includes:

- Packs of nuts
- Peanut butter or Nutella sandwiches
- Fruit and cereal bars that contain nuts
- Chocolate bars or sweets that contain nuts
- Pesto which contains nuts
- Cakes made with nuts
- Any home-cooked meals for packed lunches that are made from nuts
- Any shared food for after-school events with nuts or nut oils

Thank you for your help and support to ensure that we keep all of our pupils safe.



Oaks Leavers Assembly

Wednesday 19th July, 2pm

Join us to celebrate with the Year 2 Oaks as they share their memories and say 'Goodbye' to Stubbings.



Free Family Workshop

Saturday 15th July 11am- 4pm at the IOU Hebden Bridge Hostel

IOU presents TOYLAB - Break It To Make It Workshop as part of Hebden Bridge Arts Open Space 70 Festival

TOYLAB takes old toys and saves them, turning them into new unique creatures with their own stories. TOYLAB sessions aim to encourage storytelling and creativity in children of all ages and abilities providing a family friendly activity full of wonder and delight.





Acorns

We are having lots of fun in the woods at the moment, and we have been looking for signs of summer, and thinking what a bee would be attracted to. The children made nectar pots thinking about the colours and scents the bees would like. Then they created a name for their nectar pot!

We have been enjoying our art project. We observed flowers closely and then drew them with pastels. Thanks to Ciara for inspiring us and helping us with this, the results are wonderful. Then Frank Darnley visited, he is an sculptor based at Dean Clough. We collected plastic bottles and trays to re purpose into flowers for a kindness garden in our outside area. Charlotte has helped us paint our flowers and learn to mix our own shades.

Have you seen how our kindness garden has grown! Many thanks to all our helpers. We have lots of artists amongst us and may need more help soon to make our outside area more colorful and beautiful!




Oaks

This month in Oaks, we have embraced the outdoors and have been learning all about plants!

In Science, we have conducted an experiment to see what plants need to be able to grow. We planted beans in various conditions - one without sunlight, one without water, one without soil and one with all three. We made predictions and have been checking on the beans' progress every day. Today we examined our results - ask your child what interesting things we discovered! We then sketched the growth of our beans to make further comparisons of how they have grown and their features.

We've really enjoyed our afternoons with Woodland Wonders! We have been spotting and identifying leaves and plants and learning all about how these can have healing and medicinal properties. This has linked to our learning about medicine throughout history, focusing on the significant contributions of Florence Nightingale and Mary Seacole. Using the plants and leaves that we discovered, we ground, chopped and mashed them to create cooling bandages.



Sports Day



It may have rained
but it didn't dampen
our spirits!

